



ESM Newsletter 1/2019

Dear members of the European Society for Microcirculation, dear colleagues,

Please find attached the newsletter 1-2019 to highlight recent, ongoing and future activities of the ESM and its national societies.

Content

2019 joint European Society for Microcirculation (ESM) and the European Vascular Biology Organization (EVBO) meeting in Maastricht, April 15-18, 2019



ESM-EVBO
APRIL 15-18 2019
MAASTRICHT THE NETHERLANDS

Report 1st ESM/EVBO Summer School 2018 in Dresden

1st Summer School
of the European Society
for Microcirculation (ESM)
and the European Vascular
Biology Organization (EVBO)



1-5 July 2018
Dresden (Germany)

Report Joint Dutch German Vascular Biology meeting Amsterdam, 21-23 November 2018



Announcement of Meeting of the German Society for Microcirculation and Vascular Biology (GfMVB), Heidelberg, October 25-27, 2019



Hermann Rein Award

Journal of Vascular Research



We are looking forward to your response.

Best regards, also from Akos Koller and Boy Houben,

Henning Morawietz

Richard Siow



3rd joint ESM-EVBO meeting 2019 April 15 – 18 2019, Maastricht, Netherlands

- **The Count-Down has begun. Only three weeks to go !**
 - The **Scientific Programme** revolves around the themes of the physiology and pathology of small and large blood vessels. Main and concurrent sessions will focus on (lymph) angiogenesis, vascular pathologies, vascular cell function, and their progenitors, heterogeneity and clonal expansion, vascular ageing and drug targeting, micro- and macrovascular pathologies in cardiometabolic and neurovascular disease, and treatment thereof. Click [here](#) to see the online programme.
 - **News:** The conference is compliant with MedTech code and has secured Continuing Medical Education (CME) accreditation (16 points).
 - **Keynote speakers** are: Prof. Coen Stehouwer (Maastricht) on clinical microvascular function and cardiometabolic diseases; Dutch Heart Foundation lecture by Prof. Christopher Chen (Boston) on mechanobiology and endothelial plasticity; Prof. Christopher Scheierman (Munich) on leucocyte traffic and vascular interactions; Prof. Christer Betsholtz (Stockholm) on vascular heterogeneity; and Prof. Dave Newby (Edinburgh) on clinical imaging of vascular pathology.
 - **Young investigator symposium** is organized by Prof. Yvonne Alexander (Manchester), Dr Reinier Boon (Amsterdam), and Prof. Marion Graupera (Barcelona). Click [here](#) to see the programme.
 - **Society lectures:** we are proud to announce that special lectures are funded by both EVBO and ESM societies, including the EVBO medal lecture for lifetime achievements by Prof. Elisabetta Dejana (Milan), and the early career EVBO lecture by Dr Rui Benedito (Madrid).
- The ESM Malpighi lecture for an internationally outstanding reputation in any field of microcirculation and microvascular research will be delivered by Prof. Akos Koller (Budapest). Last, this year's JVR/ESM award lecture will be given by Prof. Lydia Sorokin (Muenster).
- **ESM working group:** this year a new ESM working group will be launched on Retinal Microvascular Research in human studies by Dr. Boy Houben (Maastricht) and Prof. Henner Hanssen (Basel). Click [here](#) to see the programme.
 - **Early Career Scientists:** one of our aims is to stimulate and educate early career scientists (ECS). We composed a special programme for our young delegates, including many workshops, their own social programme and preferred accommodation to stimulate new networks, and we offer in total 19 travel fellowships and eight poster awards. Click [here](#) to see the ECS programme.
 - **Conference Party:** Do you already have a ticket for the amazing conference PARTY ? If not, please do so. Come and join us in the price winning venue *Rebelle*, which is located in a

17th century Augustinian church. Lovely food and drinks, a *SPECIAL ACT*, and an awesome DJ. Let's rock ESM-EVBO !!!

· **CVR paper:** do you want more information on the Past, Present and Future of joint ESM_EVBO meetings, see our paper in CVR <https://doi.org/10.1093/cvr/cvz041>

· **Sponsored Lunch Symposia:** we are happy to announce that our two platinum sponsors, [IMEDOS Systems Gmbh](#) and [BEMER Group](#), have organized interesting lunch symposia. *Click on the company name to see the programme.*

· **Partners, Sponsors, and Exhibitors:** we are very happy with the support of our many Partners, Sponsors, and Exhibitors. Thank you for your support! Click [here](#) and [here](#) to see them.

Further information can be found on the website: <http://esm-evbo2019.org/>
Please feel free to contact us for more information.

With warm regards,
on behalf of the National Organizing Committee: Jaap van Buul, Ed Eringa, Boy Houben, Stephan Huveneers, Guido Krenning, Judith Sluimer,



Boy Houben
President of ESM



Judith Sluimer
EVBO Council Officer

For contact:

A.J.H.M. Houben, phd
Associate Professor
President of the European Society for Microcirculation (ESM)
Organizer of the 3rd Joint Meeting of ESM-EVBO; Maastricht 2019
Dept. of Internal Medicine
School for Cardiovascular Diseases CARIM
Maastricht University Medical Center (MUMC)
The Netherlands
* b.houben@maastrichtuniversity.nl
' (+31)43 3877005
www.esmicrocirculation.eu
www.esm-evbo2019.org

Further information:

Sluimer JC, Houben AJHM. Joint ESM-EVBO meetings: past, present and future.
Cardiovasc Res. 2019 Feb 13. doi: 10.1093/cvr/cvz041. [Epub ahead of print]

European Microcirculation and Vascular Biology Congress



15-18 april
Maastricht (The Netherlands)
MECC Maastricht

ESM-EVBO 2019



Joint Meeting of the
European Society for Microcirculation (ESM) and
European Vascular Biology Organization (EVBO)



1st Summer School
of the European Society
for Microcirculation (ESM)
and the European Vascular
Biology Organization (EVBO)

EUROPEAN SOCIETY FOR MICROCIRCULATION
Integrating
Vascular Biology & Medicine

EVBO
EUROPEAN
VASCULAR BIOLOGY
ORGANIZATION

transCampus

UNIVERSITÄT DRESDEN
KING'S COLLEGE LONDON



1-5 July 2018
Dresden (Germany)

Report 1st ESM/EVBO Summer School for young scientists in Dresden

Cardiovascular diseases are the major cause of death in Europe. The European Society for Microcirculation (ESM) and the European Vascular Biology Organization (EVBO) have the aim to support the experimental and clinical cardiovascular research in the fields of microcirculation and vascular biology. Important areas of research are the pathogenesis of arteriosclerosis as cause of heart attack and stroke, the development of new blood vessels and impaired blood flow in the microcirculation in vascular diseases and diabetes.

From July 1-5, 2018, leading experts and young cardiovascular scientists from all over Europe were meeting at the University Hospital of the TU Dresden. The Summer School was organized by Henning Morawietz from the Division of Vascular Endothelium and Microcirculation of the Department of Medicine III at the University Hospital and Medical Faculty Carl Gustav Carus of the TU Dresden in collaboration with Richard Siow from King's College London. The TU Dresden and the King's College London are strategic partners in the TransCampus. The 1st European ESM/EVBO Summer School was substantially supported by TU Dresden's Internationalisation Strategy.

The Vice-Rector for Research of the TU Dresden, Gerhard Rödel, was cordially welcoming the 30 MD and PhD students and the 20 invited speakers from 12 European countries in Dresden and presented the excellent research facilities and TU Dresden's Excellence and Internationalisation strategy. Richard Siow, Vice-Dean (International) of the Faculty of Life Sciences & Medicine, King's College London, and co-organiser of the Summer School and Stefan R. Bornstein, TransCampus Dean and Vice-Dean for Development and Internationalisation of the Medical Faculty Carl Gustav Carus of the TU Dresden, highlighted the unique and close collaboration between the TU Dresden and the King's College London in the joint TransCampus.

The major topic of this Summer School which was organized for the first time in Europe was the support of young scientists in the field of vascular research. Excellent international speakers from the United Kingdom, the Netherlands, Switzerland, Poland and Germany, e.g. with lectures from the current and recent presidents of both societies, Boy Houben from Maastricht and Jozef Dulak from Kraków, and the president of the British Microcirculation Society, Angela Shore from Exeter, presented the MD/PhD students basic knowledge and cutting-edge novel results from experimental and clinical research in the areas of vascular biology and microcirculation. Scientific topics were the development and differentiation of blood vessels (Alina Klems from Karlsruhe), the impact of blood flow on long non-coding RNAs and epigenetic modifications (Rainier A. Boon from Amsterdam/Frankfurt), the interaction of vascular and inflammatory cells (Jaap van Buul from Amsterdam, Triantafyllos Chavakis from Dresden, Markus Sperandio from Munich) and the impact of blood flow on microRNAs and of aging processes on anti-oxidative signaling pathways (Richard Siow from London). A major focus of the Summer School was the regulation of the microcirculation in patients with diabetes and advanced age in clinical studies (Angela Shore from Exeter, Boy Houben from Maastricht, Henner Hanssen from Basel). Further important topics were the endothelial homeostasis (Graeme M. Birdsey from London), the regulation of oxidative stress and anti-oxidative protective mechanisms in the vascular wall (Katrin Schröder from Frankfurt, Jozef Dulak from Kraków) and models of systemic inflammation in vascular biology (Marta Cześnikiewicz-Guzik from Glasgow/Kraków). Novel results about the underlying mechanisms of the development of arteriosclerosis (Esther Lutgens from Amsterdam/Munich) and the impact of adipose tissue (Charalambos Antoniades from

Oxford) and endothelial microparticles (Fiona Wilkinson from Manchester) on vascular function were presented. All lectures were very actively discussed afterwards, especially by the young scientists.

During the Summer School the MD/PhD students could actively take part in three method courses analysing vascular cells under flow conditions, contractility of blood vessels and the analysis of the vascular function in the microcirculation of patients. These method courses were organized together with renowned manufactures of devices for vascular research (Imedos, ibidi, DMT and I&L Biosystems) and the colleagues of the Division of Vascular Endothelium and Microcirculation of the Department of Medicine III of the TU Dresden. Furthermore, the participants could learn in guided tours about the research facilities of the DRESDEN-concept partners of the Max Planck Institute of Molecular Cell Biology and Genetics Dresden and the Center for Regenerative Therapies Dresden (CRTD).

The young scientists from all over Europe, some at the beginning of their thesis, some already with high-ranked own publications, discussed in two poster sessions very actively together with the international experts their projects and results. Main scientific subjects of the poster sessions were e.g. the molecular mechanisms of the regulation of vascular function by ion channels and mediators of blood pressure and the regeneration of blood vessels. Furthermore, mechanisms of the development of new blood vessels, of arteriosclerosis, and the impact of inflammation and coagulation processes, diabetes mellitus and advanced age on vascular structure and function were analysed. As a protective approach the influence of increased physical activity on vascular function in the microcirculation was studied.

From the first day, the participants shared the enthusiasm about their scientific work. The meeting of young scientists and experts from all over Europe was considered by the participants as very inspiring and enriching. Joint novel projects, collaborations and friendships were initiated and addresses were exchanged between the participants from all parts of Europe.

On the last day, the young scientists got information how to successfully write (Henning Morawietz from Dresden) and publish scientific research papers by the editors of renowned European journals (Cardiovascular Research: Tomasz Guzik from Glasgow/Kraków, Journal of Vascular Research: Ulrich Pohl from Munich). The studies presented during the Summer School will contribute to publications in a joint special issue of the scientific journal *Frontiers in Physiology*. Jeremy Pearson, King's College London and Associate Medical Director of the British Heart Foundation, gave the early career scientists invaluable advice how to get funding for their research and future fellowships.

Finally, the winners of travel awards of the British Microcirculation Society (Nele Warmke from Leeds), the German Society for Microcirculation and Vascular Biology (Anastasia Shvetsova from Moscow/Mannheim, Anna Strano from Frankfurt, Juliane Rieger from Berlin, Katrin Kalies from Hannover and Kristin Kräker from Berlin) and the winners of the three poster awards (Claudia Al-Mardini from Amsterdam, Janina Wittig from Frankfurt and Sandro Satta from Manchester) of the Summer School were honored.

In summary, the 1st ESM/EVBO Summer School in Dresden was with an excellent scientific program, good organisation and nice summer weather very successful! The concept of the Summer School covering different aspects of successful scientific work was considered as very inspiring by all participants. Beside the active scientific work the participants had also the opportunity to get to know the city of Dresden and the national park Saxon Switzerland in a joint excursion. The TU Dresden as active location of cardiovascular research and the close collaboration with the King's College London in the TransCampus was highlighted by the 1st ESM/EVBO Summer School all over Europe.

Many thanks to all participants and invited speakers for the excellent science, the colleagues from the Division of Vascular Endothelium and Microcirculation and the Medical Faculty and the University Hospital for the very good organization, the TU Dresden's internationalisation strategy for the very good support, the DRESDEN-concept partners for the very interesting guided tours and the companies for their very good help in the organisation of the method courses!

The complete scientific programm can be found at: <https://www.uniklinikum-dresden.de/medmiz/ESM-EVBO-Summer-School>.

Best wishes



Henning Morawietz.
TU Dresden
Chairman Strategy Committee
European Society for Microcirculation



Richard Siow
King's College London
Chairman Strategy Committee
European Society for Microcirculation

Contact:

Henning Morawietz, University Hospital Carl Gustav Carus Dresden, Division of Vascular Endothelium and Microcirculation, Department of Medicine III, Fetscherstr. 74, 01307 Dresden, Germany; Tel: +49 351 458 6625, Fax: +49 351 458 6354, E-mail: Henning.Morawietz@tu-dresden.de, <http://www.tu-dresden.de/medmiz/>

Richard Siow, King's College London, Ageing Research at King's (ARK), School of Cardiovascular Medicine & Sciences, British Heart Foundation Centre of Research Excellence, Faculty of Life Sciences & Medicine, 150 Stamford Street, London SE1 9NH, UK, E-mail: richard.siow@kcl.ac.uk, <https://kclpure.kcl.ac.uk/portal/richard.siow.html>

Website:

<https://www.uniklinikum-dresden.de/medmiz/ESM-EVBO-Summer-School>

Further information:

Siow RC, Morawietz H. Vascular Networking for the Young at Heart: Joint European Summer School for Microcirculation and Vascular Biology. *Cardiovasc Res.* 2019 Feb 23. pii: cvz054. doi: 10.1093/cvr/cvz054. [Epub ahead of print]

1st Summer School
of the **European Society
for Microcirculation (ESM)**
and the **European Vascular
Biology Organization (EVBO)**

EUROPEAN SOCIETY FOR MICROCIRCULATION
Integrating
Vascular Biology & Medicine



1-5 July 2018
Dresden (Germany)



Figure: Impressions from the 1st European ESM/EVBO Summer School, July 1-5, 2018, in Dresden, Germany.

Report on Joint Dutch German microvascular biology meeting

November 21-23, Amsterdam, The Netherlands.

From November 21-23, 2018, the Dutch and German societies for microcirculation and vascular biology, hosted a 3-day meeting in Amsterdam, focusing on the latest developments - the novel ins and outs – emerging in the field of vascular biology. The organizational team, spearheaded by Jaap van Buul (Sanquin, Amsterdam, NL), Ed Eringa (Amsterdam UMC, NL) and Ferdinand le Noble (KIT, Karlsruhe, D) put together an eclectic program consisting of 10 key-note speakers, 24 invited speakers and 20 selected talks based on abstract submissions. Topics covered included angiogenesis, arteriogenesis, inflammation, atherosclerosis, addressed with state of the art genetic, cell biological, and integrative in vivo physiology approaches. Special attention was paid to novel in vivo real-time imaging modalities and transgenics and emerging model systems including the zebrafish. The meeting attracted broad attention in the field, and with about 225 participants from all over Europe, it was “sold out”. We were especially happy to welcome many young scientists, including PhD students and junior post-docs, to present their work.

The meeting was opened by an impressive lecture of the first keynote speaker Prof. Dr. Ralf Adams (Muenster, Germany) addressing how arteries form in the mouse retina and how this process is coordinated by Notch signaling. The first symposium, sponsored by FOR2325, addressed the mechanisms governing neuro-vascular cross-talk and why this is important to establish a functional spinal cord and cerebral vasculature. In this session Prof. Ruhrberg, recipient of the prestigious Judah Folkman award for angiogenesis research, presented her study on novel sources of endothelial cells, and Jean Leon Thomas addressed how the spinal cord lymphatic system develops. Benoit van Hollebeke and Wiebke Herzog eluded to the role of Wnt in the cerebral angiogenesis.

Next on stage was keynote speaker Prof. Dr. Jacco van Rheenen (Amsterdam, NL) who showed us how cancer cells migrate from one place to another and can become cancer stem cells again. For this he used an impressive set of genetic and imaging tools allowing assessment of tumor cell behavior at the single cell level. Symposium 2 addressed the cardiovascular system from a developmental biologist point of view. Single cell seq, RNA tomo seq, discovery of novel scavenger cells in the embryonic brain vasculature, impact of hemodynamic forces and macrophages were covered during this outstanding session

During the evening of the first day, a poster session with more than 110 posters was organized. In parallel a running dinner was served and here the cook of Sanquin presented the most exquisite Indonesian dishes, and according to the participants without any doubt, these matched to the same level as the science covered. Several prizes were award for best poster presentation. The first day was finally closed with a special **“PhD student only” social event**. About 60 PhD students participated in a pop-quiz in a local pub in the Amsterdam area, and undoubtedly established new collaborative and social networks (the “open bar” was appreciated as well).

The second day was kicked off by Prof. Dr. Kari Alitalo from Helsinki, Finland who addressed recent findings in lymphatic research and the emerging applications in the clinical setting. Other key-note speakers on the second day included the recent Heineken prize recipient, Prof. Dr. Peter Carmeliet from Leuven, Belgium, Prof. Dr. Stefanie Dimmeler from Frankfurt, Germany, who addressed how blood vessels grow during tissue regeneration, and Prof. Dr. Anne Eichmann who showed how neural guidance genes can control body weight, or how dysfunctionality of such genes can causes seizures.

The second day covered many areas ranging from angiocrine signaling, vascular regeneration and strategies to repair the diseased heart by interfering with non-coding RNAs or redox signaling. In the afternoon, the Hermann Rein-Servier award nominees presented their work. This session was followed by a dedicated symposium to promote young female

researchers in the field: the Aletta Jacobs session. Aletta Jacobs was the first Dutch female to become a physician, and obtain a PhD in medicine. Her work paved the way for many future generations of female researchers. We intend to keep this special Aletta Jacobs session on future microcirculation society meeting to promote young and promising scientists in the vascular biology field.

The evening of the second day was filled by the main social event. With three full busses packed with German and Dutch scientists (and about 15 other nationalities!), we drove to Amsterdam North to the “Noorderlicht” restaurant. The evening program included a special guest speaker: Joyce Sombroek, ex-goalie from the Dutch field hockey ladies team; Olympic, World and European gold medalist and two times player of the year. During her talk she addressed “How to get to the top”, “teamwork”, “how to get the best out of yourself” – many resemblance between the daily life of a scientist and a top athlete! This was an inspiring presentation that made us all think that indeed small details can underlie the difference between success and failure! The presentation was followed by dinner with drinks and cocktails, a DJ (“Nothing but Funk”) and dancing until the early hours....

On Friday, we kicked off with the atherosclerosis session, including keynote presenter Prof. Dr. Ziad Mallat (Cambridge, UK), followed by the inflammation session that included leukocyte and endothelium interaction studies. Keynote speaker Prof. Dr. Dietmar Vestweber (Muenster, Germany) showed how the endothelium regulates gap closure after leukocytes crossed and the day was finished by a lecture of Prof. Dr. Klaus Ley (La Jolla, CA, USA) on leukocyte inflammation, and the possibility to prevent atherosclerosis with antibody strategies.

In all, these were three fantastic days and we wish to thank all the speakers, poster presenters and attendees for their enthusiasm and contributions, making this event a great success. We are very much looking forward to the next joint meeting! **Please mark June/July 2024 firmly into your agenda as we intend to organize the upcoming International Vascular Biology Meeting (IVBM) in Amsterdam.**

Tot ziens,

Jaap, Ed en Ferdinand



Jaap van Buul
Sanquin, Amsterdam



Ed Eringa
Amsterdam UMC



Ferdinand le Noble
KIT, Karlsruhe



Prof. Dr. Ralf Adams
MPI, Muenster, Germany

Prof. Dr. Jacco van Rheenen
NKI, Amsterdam, The Netherlands

Prof. Dr. Anne Eichmann
Cardiology, Yale University, USA



Aletta Jacobs awardees
From left to right:
Ferdinand le Noble (award committee)
Maria Aburto (Frankfurt)
Miesje van der Stoel (Amsterdam)
Mara Goetz (Hamburg)
Jaap van Buul (award committee)

Impression of Sanquin lecture hall



Joyce Sombroek

Olympic Gold Medal
of Joyce Sombroek

Figure: Impressions from the Joint Dutch German microvascular biology meeting, November 21-23, 2018 in Amsterdam, The Netherlands.

Joint meeting
 Netherlands Vascular Biology Organization
 &
 German Society for Microcirculation and Vascular Biology
21-23 November 2018
Amsterdam, the Netherlands

Confirmed speakers:
 Peter Carmeliet, Ralf Adams, Karl Alitalo, Ziad Mallat,
 Christian Weber, Dietmar Vestweber, Jacco van Rheenen, Christine Mummery,
 Stefanie Dimmeler, Eva de Rooij, Oliver Soehnlein, Erik Biessen, Stefan Schulte-Merker,
 Christiana Ruhrberg, Peter Hordijk, Jaime Millán, Amparo Palmer-Acker, Peter Vajkoczy,
 Jan Juncker, Massimiliano Mazzone, Stephan Germain, Benoit Vanhollebeke,
 Jorg Heineke, Friederike Cuello, Massimo Santoro, Nadia Mercader Huber,
 Wolfgang Kuebler, Rabea Hinkel, Lynn Hedrick, Attila Mocsai, Barbara Walzog, Klaus Ley.

More information at www.debsociety.nl

Logos: DEBS (Dutch Endothelial Biology Society), EuFishBioMed (European Society for Fish Medicine in Biology and Medicine), Dutch Society for Microcirculation and Vascular Biology, GFMVB (German Society for Microcirculation and Vascular Biology).

Hermann Rein Award 2018 for Carla Winter from Munich

At the Joint Dutch German Vascular Biology Meeting of the Dutch Endothelial Biology Society, the Dutch Society for Microcirculation and Vascular Biology and the German Society for Microcirculation and Vascular Biology in Amsterdam the Hermann Rein Price was awarded. This is one of the highest awards in the field and sponsored by SERVIER Deutschland with 2000 €. The awardee is Carla Winter (Munich) for her published work „Chrono-pharmacological targeting of the CCL2-CCR2 axis ameliorates atherosclerosis“ (Cell Metab. 2018;28(1):175-182.e5). The winners of the joint 2nd price (Dr. Sofia-Iris Bibli, Frankfurt, and Dr. Kyoung-Jin Chung, Dresden) received 500 € from the German Society for Microcirculation and Vascular Biology.



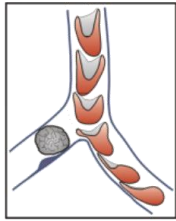
Figure: Hermann Rein Award 2018 in Amsterdam

From left: Prof. Dr. A.J.H.M. Houben (President of Dutch Society for Microcirculation and Vascular Biology and of European Society for Microcirculation, Maastricht), Dr. Sofia-Iris Bibli (Joint 2nd Price, Frankfurt), Carla Winter (1st Price, Munich), Prof. Dr. Henning Morawietz (Secretary General of German Society for Microcirculation and Vascular Biology, Chair Award Committee, Dresden), Dr. Kyoung-Jin Chung (Joint 2nd Price, Dresden), Prof. Dr. Ed Eringa (Secretary of Dutch Society for Microcirculation and Vascular Biology, Amsterdam). © Prof. Dr. Jaap van Buul (Amsterdam).

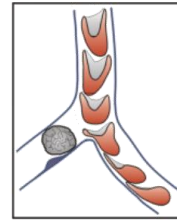
The

GERMAN SOCIETY FOR MICROCIRCULATION AND VASCULAR BIOLOGY

invites scientists to apply for the



Hermann Rein Award for excellent contributions
to the field of experimental and clinical research
in microcirculation and vascular biology
sponsored by



Deutschland GmbH

The German Society for Microcirculation and Vascular Biology invites scientists to apply for the Hermann Rein Award for excellent contributions to the field of experimental and clinical research in microcirculation and vascular biology sponsored by Servier Deutschland GmbH. This prize of **2.000 €** will be awarded at the upcoming Meeting of the German Society for Microcirculation and Vascular Biology held **25–27 October 2019** in **Heidelberg**. The awardee will be chosen by a panel of referees from three selected finalists, which present their work in a special **Hermann Rein Award session** at the meeting.

We accept individual applications and nominations by colleagues.

All applications should be sent by **Email until July 15, 2019** to:
Henning.Morawietz@tu-dresden.de

Documents for individual application:

- **One original research paper published or accepted for publication (pdf file) as single or first author** (written consent of co-authors is necessary).
- If an excellent study has been published by equal contribution of 2 scientists, a joint application is possible.
- The **date of publication should not be more than 2 years before the application deadline**.
- **CV, areas of research, publication list** (pdf file).

If the potential awardee is nominated by colleagues (nominations should include author(s) and article), the corresponding documents will be requested by the award committee from the suggested candidates.

The prize awardee will be highlighted in:

- Announcements and homepage of German Society for Microcirculation and Vascular Biology,
- Announcements and homepage of European Society for Microcirculation and other scientific societies,
- "Deutsches Ärzteblatt" and other journals (e.g. Journal of Vascular Research).

Please send applications until July 15, 2019 to:

Professor Henning Morawietz, Division of Vascular Endothelium and Microcirculation,
Faculty of Medicine Carl Gustav Carus, TU Dresden, Fetscherstr. 74, 01307 Dresden,
Germany.

Tel. +49(0)351 458 6625, Fax: +49(0)351 458 6354,

Email: Henning.Morawietz@tu-dresden.de



GfMVB Meeting
October 25-27, 2019
Heidelberg University



Topics

- Organ-specific vascular features
- Vascular homeostasis, aging & repair
- Vascular metabolism
- Biomechanical control of vascular differentiation & function
- Microcirculatory tumor progression and metastasis
- Mural-endothelial crosstalk
- Endothelial cell-cardiomyocyte communication
- Immuno-vascular communication skills

Confirmed Speakers

Hellmut Augustin, Johannes Backs, Andrew Baker, Gabriele Bergers, Jaap van Buul, Lena Claesson-Welsh, Stefanie Dimmeler, Andreas Fischer, Sergij Goerdts, Riikka Kivelä, Michaela Kuhn, Anjali Kusumbe, Eckhard Lammert, Ferdinand le Noble, Stefan Offermanns, Michele De Palma, Michael Potente, Anna Randi, Christian Rask-Madsen, Massimo Santoro, William Sessa, Lydia Sorokin, Barbara Walzog, Karina Yaniv...

Conference & registration website:

<https://gfmvb-meeting-2019.unikt-kongresse.de/>

SAVE THE DATE

Partners:



Dear colleagues,

It is my pleasure to officially announce the annual meeting of the German Society for Microcirculation and Vascular Biology (GfMVB) which will be held in Heidelberg on October 25 – 27, 2019. The conference/registration website is now online (<https://gfmvb-meeting-2019.unikt-kongresse.de/>) and you are welcome to register yourself. As the number of participants is limited, we strongly suggest early registration.

Please support our meeting by spreading the attached Flyer and promote our meeting on your institute's website as well as websites of research consortia, graduate schools and scientific societies you are affiliated with.

We would be happy to welcome you in Heidelberg!

Best wishes

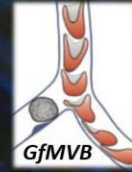


Thomas Korff

Prof. Dr. rer. physiol. Thomas Korff
Specialist in Physiology (*Fachphysiologie DPG*)
Head *Blood Vessel Remodeling Group*
Heidelberg University
Institute of Physiology and Pathophysiology
Im Neuenheimer Feld 326
69120 Heidelberg
Phone: +49-6221-544131
Fax: +49-6221-544038
Email: korff@physiologie.uni-heidelberg.de
Internet: <http://www.medizinische-fakultaet-hd.uni-heidelberg.de/index.php?id=110926&L=en>

German Society for Microcirculation and Vascular Biology Meeting 2019

**Featuring
Hermann Rein
&
Aletta Jacobs
young investigator
awards**



**October 25 – 27, 2019
Heidelberg, Germany**

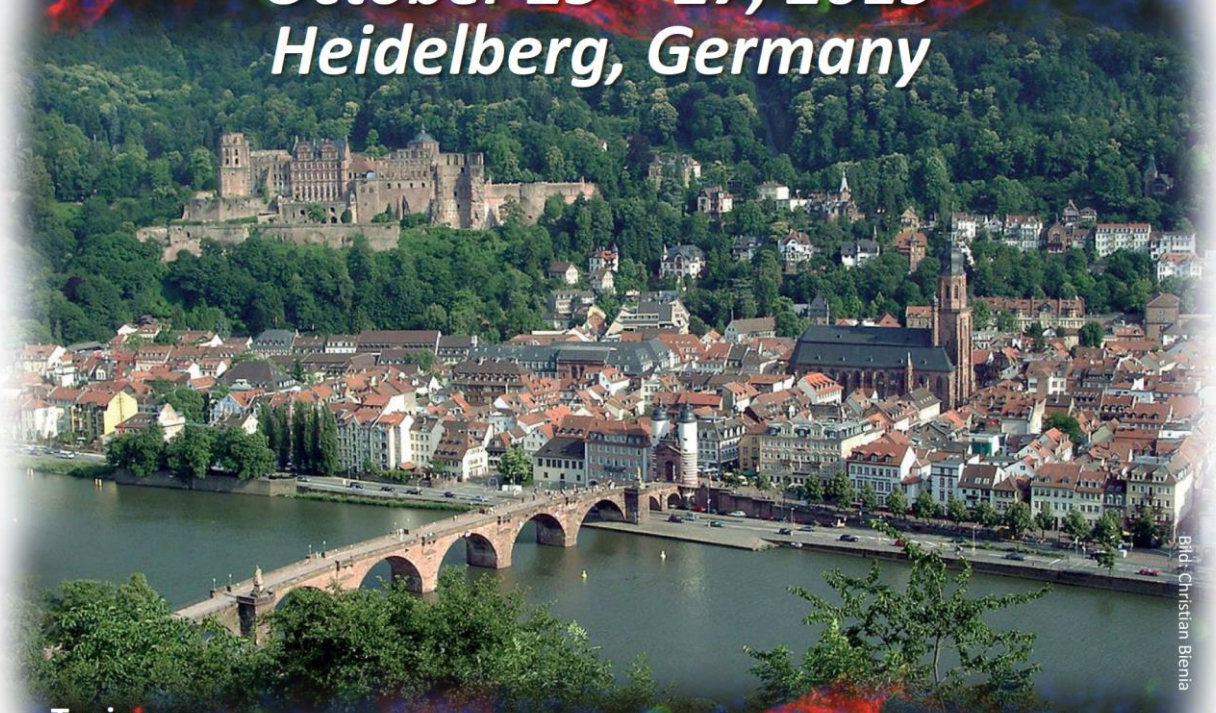


Bild: Christian Bienia

Topics

Organ-specific vascular features, Mural-endothelial crosstalk, Endothelial cell-cardiomyocyte communication, Biomechanical control of vascular differentiation, Microcirculatory tumor progression and metastasis, Vascular homeostasis, aging & repair, Vascular metabolism, Immuno-vascular communication skills

Confirmed Speakers

Hellmut Augustin, Johannes Backs, Andrew Baker, Gabriele Bergers, Jaap van Buul, Lena Claesson-Welsh, Stefanie Dimmeler, Andreas Fischer, Sergij Goerdts, Riikka Kivelä, Michaela Kuhn, Anjali Kusumbe, Eckhard Lammert, Ferdinand le Noble, Stefan Offermanns, Michele De Palma, Michael Potente, Anna Randi, Christian Rask-Madsen, Massimo Santoro, William Sessa, Lydia Sorokin, Barbara Walzog, Karina Yaniv...

Information website:

<https://gfmvb-meeting-2019.unikt-kongresse.de/>

Journal of Vascular Research



Editor-in-Chief: Ulrich Pohl (Munich)

Dear members of the ESM,

Greetings from the editor of your society's official journal, the Journal of Vascular Research. Did you know that due to an agreement between ESM and Karger, the publisher of JVR, the publication fees and fees for colour figures will be waived for papers submitted by ESM members (one paper / year, the member must act as corresponding author)? Did you know that ESM members will have free online access to JVR articles?

These are only a few convincing reasons to consider JVR for the submission of your next manuscript and to present your work on a platform which is well known (as deduced from citations in other journals) to researchers in the field of vascular biology and microcirculation. Your input is most welcome! We are also open for suggestions regarding review topics by the ESM membership. Please do not hesitate to contact me via the portal on the ESM homepage.

I am also happy to announce the winner of the JVR ESM prize 2019, Professor Lydia Sorokin from the University of Muenster in Germany. She is one of the world's leading experts on the vascular biology of laminin. Some of them are preferentially expressed in the basal lamina of blood vessels where they play, among others, a critical role for control of extravasation of immune cells. Her prize lecture at the ESM/EVBO congress 2019 in Maastricht will be held on April 18th. Do not miss it.

Website: <https://www.karger.com/Journal/Home/224160>